

ORDINANCE NO. 13-635

AN ORDINANCE OF THE CITY OF PORT RICHEY, FLORIDA ESTABLISHING BASE FACILITY/READINESS TO SERVE CHARGES; ESTABLISHING WATER AND POTABLE IRRIGATION RATES; ESTABLISHING WASTEWATER RATES; ESTABLISHING ANNUAL ADJUSTMENTS TO THE BASE RATES AND VOLUME CHARGES; ESTABLISHING REVISED WATER AND SEWER IMPACT FEES; AND PROVIDING FOR REPEAL OF ALL ORDINANCES OR PARTS OF ORDINANCES IN CONFLICT HERewith, PROVIDING FOR SEVERABILITY, AND PROVIDING FOR AN EFFECTIVE DATE.

WHEREAS, the City Council of the City of Port Richey, Florida commissioned a Water and Sewer Rate Study, which has identified the rates, fees, and charges necessary to provide a financially sound and self-supporting water utility; and

WHEREAS, the proposed increases in rates, proposed in that study provide the City with the ability to address the financial needs of the water utility; and

NOW, THEREFORE, BE IT ORDAINED, by the City Council of the City of Port Richey, Florida, as follows:

Section 1. The Code of Ordinances of the City of Port Richey, Florida shall be amended to read as follows:

Water and Sewer Service Rates:

The rates for water and sewer services shall be as follows:

(A) Water Usage Charges: Rate per 1,000 gallons of metered water.

1. Individually Metered Residential and Master-Metered Residential units (in city):

	<i>FY</i>	<i>FY</i>	<i>FY</i>	<i>FY</i>
<i>Usage Block</i>	<i>2014</i>	<i>2015</i>	<i>2016</i>	<i>2017</i>
<i>0-4,000</i>	<i>\$2.81</i>	<i>\$2.92</i>	<i>\$3.03</i>	<i>\$3.14</i>
<i>4,001-8,000</i>	<i>\$7.01</i>	<i>\$7.27</i>	<i>\$7.54</i>	<i>\$7.82</i>
<i>8,001-12,000</i>	<i>\$9.12</i>	<i>\$9.46</i>	<i>\$9.81</i>	<i>\$10.18</i>
<i>12,001-20,000</i>	<i>\$11.85</i>	<i>\$12.29</i>	<i>\$12.75</i>	<i>\$13.23</i>
<i>20,000 +</i>	<i>\$16.00</i>	<i>\$16.60</i>	<i>\$17.22</i>	<i>\$17.87</i>

2. Commercial for all levels of consumption (in city):

	<i>FY</i>	<i>FY</i>	<i>FY</i>	<i>FY</i>
	<i>2014</i>	<i>2015</i>	<i>2016</i>	<i>2017</i>
<i>Commercial</i>	<i>\$7.01</i>	<i>\$7.27</i>	<i>\$7.54</i>	<i>\$7.82</i>

Commercial for all levels of consumption (outside city):

	<i>FY</i>	<i>FY</i>	<i>FY</i>	<i>FY</i>
	<i>2014</i>	<i>2015</i>	<i>2016</i>	<i>2017</i>
<i>Commercial</i>	<i>\$8.76</i>	<i>\$9.09</i>	<i>\$9.43</i>	<i>\$9.78</i>

3. Potable Irrigation Rates for all levels of consumption (in city):

	Tier 1	Tier 2	Tier 3
$\frac{3}{4}$ "	0-12,000	12,001 - 20,000	20,000+
1"	0-30,000	30,001 - 50,000	50,000+
1 $\frac{1}{2}$ "	0-60,000	60,001 - 100,000	100,000+

2"	0-96,000	96,001 - 160,000	160,000+
3"	0-192,000	192,001 - 320,000	320,000+
4"	0-300,000	300,001 - 500,000	500,000+
6"	0-600,000	600,001 - 1,000,000	1,000,000+
8"	0-960,000	960,001 - 1,600,000	1,600,000+
10"	0-1,380,000	1,380,001 - 2,300,000	2,300,000+

<i>Usage Block</i>	<i>FY</i> <u>2014</u>	<i>FY</i> <u>2015</u>	<i>FY</i> <u>2016</u>	<i>FY</i> <u>2017</u>
Tier 1	\$9.12	\$9.46	\$9.81	\$10.18

<i>Usage Block</i>	<i>FY</i> <u>2014</u>	<i>FY</i> <u>2015</u>	<i>FY</i> <u>2016</u>	<i>FY</i> <u>2017</u>
Tier 2	\$11.85	\$12.29	\$12.75	\$13.23

<i>Usage Block</i>	<i>FY</i> <u>2014</u>	<i>FY</i> <u>2015</u>	<i>FY</i> <u>2016</u>	<i>FY</i> <u>2017</u>
Tier 3	\$16.00	\$16.60	\$17.22	\$17.87

4. Potable Irrigation Rates for all levels of consumption (outside city):

	Tier 1	Tier 2	Tier 3
¾"	0-12,000	12,001 - 20,000	20,000+
1"	0-30,000	30,001 - 50,000	50,000+
1 ½"	0-60,000	60,001 - 100,000	100,000+
2"	0-96,000	96,001 - 160,000	160,000+
3"	0-192,000	192,001 - 320,000	320,000+
4"	0-300,000	300,001 - 500,000	500,000+
6"	0-600,000	600,001 - 1,000,000	1,000,000+
8"	0-960,000	960,001 - 1,600,000	1,600,000+
10"	0-1,380,000	1,380,001 - 2,300,000	2,300,000+

<i>Usage Block</i>	<i>FY</i> <u>2014</u>	<i>FY</i> <u>2015</u>	<i>FY</i> <u>2016</u>	<i>FY</i> <u>2017</u>
Tier 1	\$11.40	\$11.83	\$12.26	\$12.73

<i>Usage Block</i>	<i>FY</i> <u>2014</u>	<i>FY</i> <u>2015</u>	<i>FY</i> <u>2016</u>	<i>FY</i> <u>2017</u>
Tier 2	\$14.81	\$15.36	\$15.94	\$16.54

<i>Usage Block</i>	<i>FY</i> <u>2014</u>	<i>FY</i> <u>2015</u>	<i>FY</i> <u>2016</u>	<i>FY</i> <u>2017</u>
Tier 3	\$20.00	\$20.75	\$21.53	\$22.34

5. Individually Metered Residential and Master-Metered Residential units (outside city):

<i>Usage Block</i>	<i>FY</i> <u>2014</u>	<i>FY</i> <u>2015</u>	<i>FY</i> <u>2016</u>	<i>FY</i> <u>2017</u>
0-4,000	\$3.51	\$3.65	\$3.79	\$3.93
4,001-8,000	\$8.76	\$9.09	\$9.43	\$9.78
8,001-12,000	\$11.40	\$11.82	\$12.26	\$12.73
12,001-20,000	\$14.81	\$15.36	\$15.94	\$16.54
20,000 +	\$20.00	\$20.75	\$21.53	\$22.34

(a) **Sewer Charges (in city): Individual and Master Metered Residential Rate per 1,000 gallons as determined by computations based on 100% of the metered water for that unit:**

Usage Block	Tier 1			
	0-8,000			
	<i>FY</i>	<i>FY</i>	<i>FY</i>	<i>FY</i>
	<u>2014</u>	<u>2015</u>	<u>2016</u>	<u>2017</u>
	\$5.00	\$5.19	\$5.38	\$5.58
Usage Block	Tier 2			
	8,001+			
	<i>FY</i>	<i>FY</i>	<i>FY</i>	<i>FY</i>
	<u>2014</u>	<u>2015</u>	<u>2016</u>	<u>2017</u>
	\$12.51	\$12.98	\$13.47	\$13.98

(b) **Sewer Charges (outside city): Individual and Master Metered Residential. Rate per 1,000 gallons as determined by computations based on 100% of the metered water for that unit:**

Usage Block	Tier 1			
	0-8,000			
	<i>FY</i>	<i>FY</i>	<i>FY</i>	<i>FY</i>
	<u>2014</u>	<u>2015</u>	<u>2016</u>	<u>2017</u>
	\$6.25	\$6.49	\$6.73	\$6.98
Usage Block	Tier 2			
	8,001+			
	<i>FY</i>	<i>FY</i>	<i>FY</i>	<i>FY</i>
	<u>2014</u>	<u>2015</u>	<u>2016</u>	<u>2017</u>
	\$15.64	\$16.23	\$16.84	\$17.48

(c) **Sewer Charges (in city): Commercial. Rate per 1,000 gallons as determined by computations based on 100% of the metered water for that unit:**

Usage Block				
All usage				
	<i>FY</i>	<i>FY</i>	<i>FY</i>	<i>FY</i>
	<u>2014</u>	<u>2015</u>	<u>2016</u>	<u>2017</u>
	\$12.51	\$12.98	\$13.47	\$13.98

(d) Sewer Charges (outside city): Commercial. Rate per 1,000 gallons as determined by computations based on 100% of the metered water for that unit:

Usage Block
All usage

<i>FY</i>	<i>FY</i>	<i>FY</i>	<i>FY</i>
<u>2014</u>	<u>2015</u>	<u>2016</u>	<u>2017</u>
\$15.64	\$16.23	\$16.84	\$17.48

(D) Base Facility/Readiness-to-Serve Rate:

1. Water:

a.) Billing and collection charge for all accounts per metered service connection

<i>FY</i>	<i>FY</i>	<i>FY</i>	<i>FY</i>
<u>2014</u>	<u>2015</u>	<u>2016</u>	<u>2017</u>
\$3.37	\$3.50	\$3.63	\$3.77

b.) Individually Metered Residential and Commercial, including additional Irrigation Meters. There shall be a base rate for water service per meter, per month during the period that service is active as follows:

Inside City

	<i>FY</i>	<i>FY</i>	<i>FY</i>	<i>FY</i>
	<u>2014</u>	<u>2015</u>	<u>2016</u>	<u>2017</u>
<u>Meter Size</u>				
0.75 inch	\$7.01	\$7.27	\$7.54	\$7.82
1.00 inch	\$17.53	\$18.18	\$18.85	\$19.55
1.50 inch	\$35.05	\$36.35	\$37.70	\$39.10
2.00 inch	\$56.08	\$58.16	\$60.32	\$62.56
3.00 inch	\$112.16	\$116.32	\$120.64	\$125.12
4.00 inch	\$175.25	\$181.75	\$188.50	\$195.50
6.00 inch	\$350.50	\$363.50	\$377.00	\$391.00
8.00 inch	\$560.80	\$581.60	\$603.20	\$625.60
10.00 inch	\$806.15	\$836.05	\$867.10	\$899.30

Outside City

	<i>FY</i>	<i>FY</i>	<i>FY</i>	<i>FY</i>
	<u>2014</u>	<u>2015</u>	<u>2016</u>	<u>2017</u>
<u>Meter Size</u>				
0.75 inch	\$8.76	\$9.09	\$9.43	\$9.78
1.00 inch	\$21.91	\$22.73	\$23.56	\$24.44
1.50 inch	\$43.81	\$45.44	\$47.13	\$48.88
2.00 inch	\$70.10	\$72.70	\$75.40	\$78.20
3.00 inch	\$140.20	\$145.40	\$150.80	\$156.40
4.00 inch	\$219.06	\$227.19	\$235.63	\$244.38
6.00 inch	\$438.13	\$454.38	\$471.25	\$488.75
8.00 inch	\$701.00	\$727.00	\$754.00	\$782.00
10.00 inch	\$1,007.69	\$1,045.46	\$1,083.88	\$1,124.13

c.) Master Metered Residential, all meter sizes. There shall be a base rate for water service per lot/unit, per month during the period that service is active as follows:

Multi-Family and Mobile Home Park

Inside City

<i>FY</i>	<i>FY</i>	<i>FY</i>	<i>FY</i>
<u>2014</u>	<u>2015</u>	<u>2016</u>	<u>2017</u>
\$3.16	\$3.28	\$3.40	\$3.53

Outside City

<i>FY</i>	<i>FY</i>	<i>FY</i>	<i>FY</i>
<u>2014</u>	<u>2015</u>	<u>2016</u>	<u>2017</u>
\$3.95	\$4.10	\$4.25	\$4.41

- c.) *Travel Trailer Park, all meter sizes. There shall be a base rate for water service per lot/unit, per month during the period that service is active as follows:*

Inside City

<i>FY</i>	<i>FY</i>	<i>FY</i>	<i>FY</i>
<u>2014</u>	<u>2015</u>	<u>2016</u>	<u>2017</u>
\$2.10	\$2.18	\$2.26	\$2.34

Outside City

<i>FY</i>	<i>FY</i>	<i>FY</i>	<i>FY</i>
<u>2014</u>	<u>2015</u>	<u>2016</u>	<u>2017</u>
\$2.63	\$2.73	\$2.83	\$2.93

3. Sewer:

- a.) *Individually Metered Residential and Commercial: There shall be a base fee for sewer service per meter, per month during the period that service is active as follows:*

Inside City

	<i>FY</i>	<i>FY</i>	<i>FY</i>	<i>FY</i>
	<u>2014</u>	<u>2015</u>	<u>2016</u>	<u>2017</u>
<u>Meter Size</u>				
0.75 inch	\$9.09	\$9.43	\$9.78	\$10.15
1.00 inch	\$22.73	\$23.58	\$24.45	\$25.38
1.50 inch	\$45.45	\$47.15	\$48.90	\$50.75
2.00 inch	\$72.72	\$75.44	\$78.24	\$81.20
3.00 inch	\$145.44	\$150.88	\$156.48	\$162.40
4.00 inch	\$227.25	\$235.75	\$244.50	\$253.75
6.00 inch	\$454.50	\$471.50	\$489.00	\$507.50
8.00 inch	\$727.20	\$754.40	\$782.40	\$812.00
10.00 inch	\$1,045.35	\$1,084.45	\$1,124.70	\$1,167.25

Outside City

	<u>Meter Size</u>			
0.75 inch	\$11.36	\$11.79	\$12.23	\$12.69
1.00 inch	\$28.41	\$29.48	\$30.56	\$31.73
1.50 inch	\$56.81	\$58.94	\$61.13	\$63.44
2.00 inch	\$90.90	\$94.30	\$97.80	\$101.50
3.00 inch	\$181.80	\$188.60	\$195.60	\$203.00
4.00 inch	\$284.06	\$294.69	\$305.63	\$317.19
6.00 inch	\$568.13	\$589.38	\$611.25	\$634.38
8.00 inch	\$909.00	\$943.00	\$978.00	\$1,015.00
10.00 inch	\$1,306.69	\$1,355.56	\$1,405.88	\$1,459.06

- b.) *Master Metered Multi-Family and Mobile Home Park. There shall be a base rate for sewer service per lot/unit, per month during the period that service is active as follows:*

Inside City

<i>FY</i>	<i>FY</i>	<i>FY</i>	<i>FY</i>
<u>2014</u>	<u>2015</u>	<u>2016</u>	<u>2017</u>
<i>\$4.09</i>	<i>\$4.24</i>	<i>\$4.40</i>	<i>\$4.57</i>

Outside City

<i>FY</i>	<i>FY</i>	<i>FY</i>	<i>FY</i>
<u>2014</u>	<u>2015</u>	<u>2016</u>	<u>2017</u>
<i>\$5.11</i>	<i>\$5.30</i>	<i>\$5.50</i>	<i>\$5.71</i>

- c.) *Travel Trailer Park, all meter sizes. There shall be a base rate for sewer service per lot/unit, per month during the period that service is active as follows:*

Inside City

<i>FY</i>	<i>FY</i>	<i>FY</i>	<i>FY</i>
<u>2014</u>	<u>2015</u>	<u>2016</u>	<u>2017</u>
<i>\$2.73</i>	<i>\$2.83</i>	<i>\$2.94</i>	<i>\$3.05</i>

Outside City

<i>FY</i>	<i>FY</i>	<i>FY</i>	<i>FY</i>
<u>2014</u>	<u>2015</u>	<u>2016</u>	<u>2017</u>
<i>\$3.41</i>	<i>\$3.54</i>	<i>\$3.68</i>	<i>\$3.81</i>

Section 2. Impact Fees.

Water Capital Recovery Fee/Impact Fee:	\$1,374 per ERC
Wastewater Capital Recovery Fee/Impact Fee:	\$2,142 per ERC

Effective October 1, 2014, the fees shall be as follows:

Water Capital Recovery Fee/Impact Fee:	\$1,396 per ERC
Wastewater Capital Recovery Fee/Impact Fee:	\$2,683 per ERC

Section 4. Repealer.

Any ordinance and/or resolution, or part of any ordinance and/or resolution, in conflict herewith is hereby repealed to the extent of any conflict.

Section 5. Severability.

It is declared to be the intent of the City Council of the City of Port Richey, Florida, that if any section, subsection, sentence, clause, or provision of this Ordinance shall be declared invalid, the remainder of this Ordinance shall be construed as not having contained said section, subsection, sentence, clause, or provision and shall not be affected by such holding.

Section 6. Inclusion in Code.


The provisions of this Ordinance shall become and be made a part of the Code of Ordinances of the City of Port Richey, Florida. The sections of this Ordinance may be renumbered or re-lettered and the word "ordinance" may be changed to "section", "article" or such other appropriate word or phrase in order to accomplish such.

Section 7. Effective Date.


This Ordinance shall become effective on October 15, 2013 for FY 2014, and October 1, 2014 for FY 2015; the rates for all subsequent years shall become effective on October 1 of said fiscal year. The amendments to the impact fees shall not become effective until 90 days subsequent to passage of this ordinance.

The above Ordinance was read and approved on first reading at a duly convened meeting of the City Council of the City of Port Richey, Florida, the 15th day of October, 2013.

Attest:

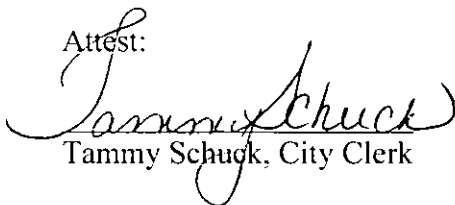

Tammy Schuck, City Clerk

CITY OF PORT RICHEY



Eloise Taylor, Mayor

The above Ordinance was read and approved on the second reading at a duly convened meeting of the City Council of the City of Port Richey, Florida the 15th, day of October, 2013.


Attest:


Tammy Schuck, City Clerk

CITY OF PORT RICHEY


Eloise Taylor, Mayor

Approved as to legal form and legal content
for the reliance of the City of Port Richey only:


Joseph A. Poblack, City Attorney